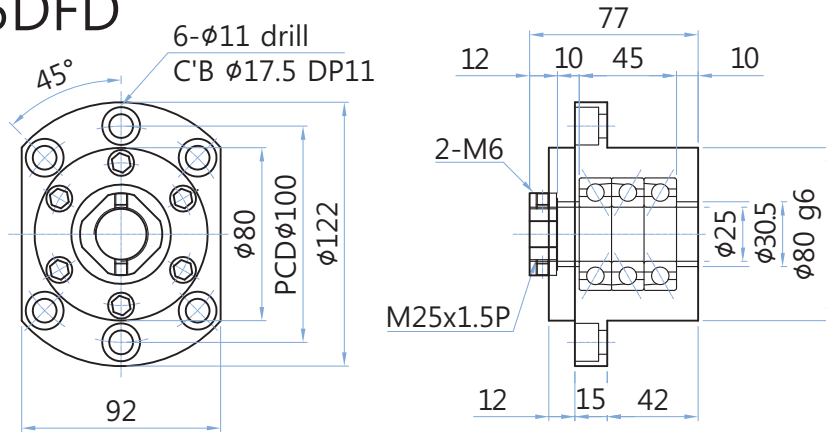
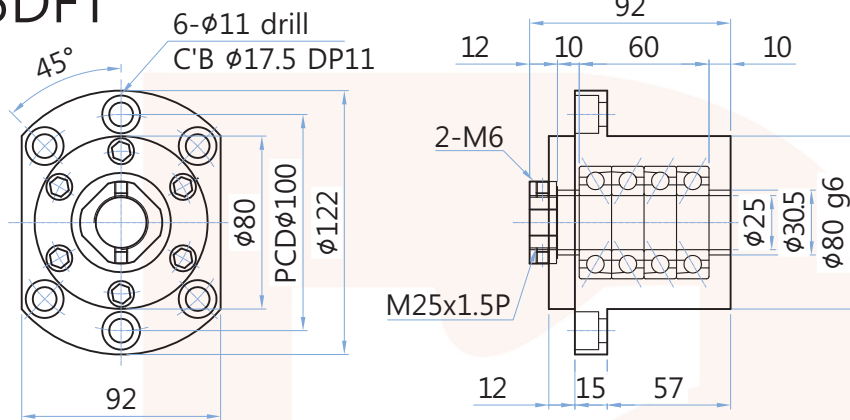


FK25DFD



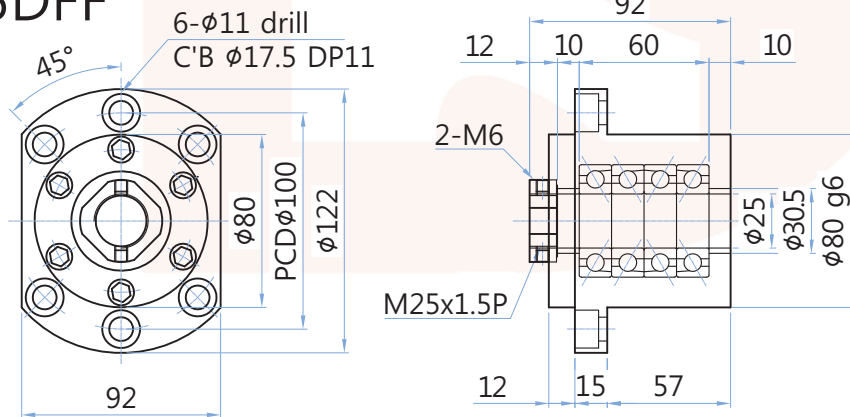
FK25DFD	
사용베어링	7205B
동정격하중	4120 kgf
한계하중	2340 kgf
로크너트	RN25
칼라	C25-10

FK25DFT



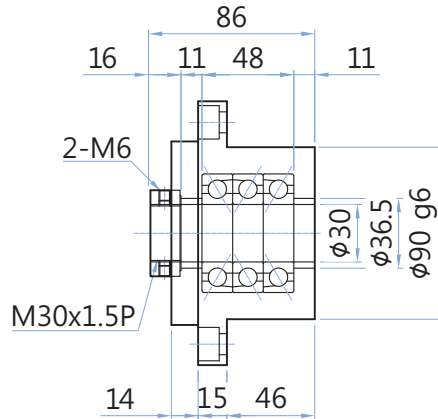
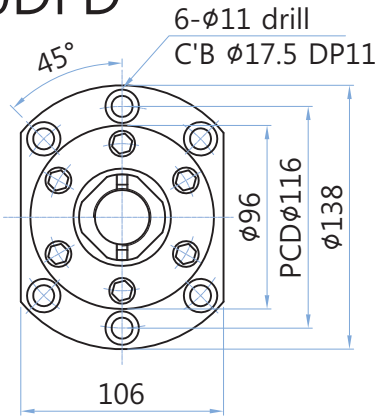
FK25DFT	
사용베어링	7205B
동정격하중	6180 kgf
한계하중	3510 kgf
로크너트	RN25
칼라	C25-10

FK25DFF



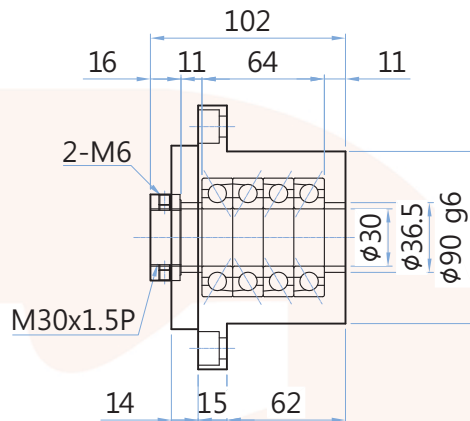
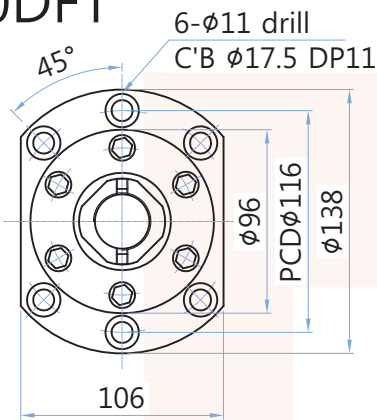
FK25DFF	
사용베어링	7205B
동정격하중	4120 kgf
한계하중	2340 kgf
로크너트	RN25
칼라	C25-10

FK30DFD



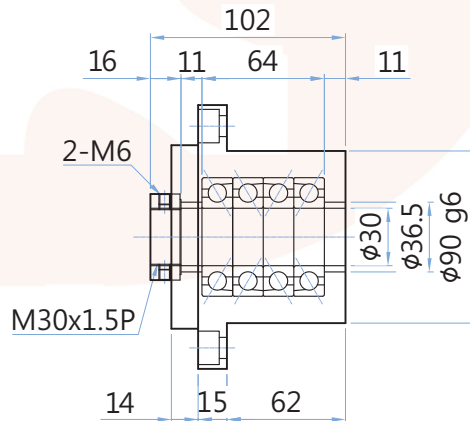
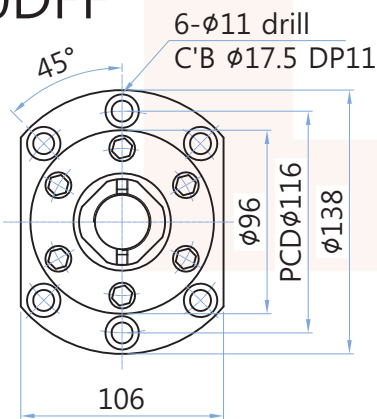
FK30DFD	
사용베어링	7206B
동정격하중	5720 kgf
한계하중	3320 kgf
로크너트	RN30
칼라	C30

FK30DFT



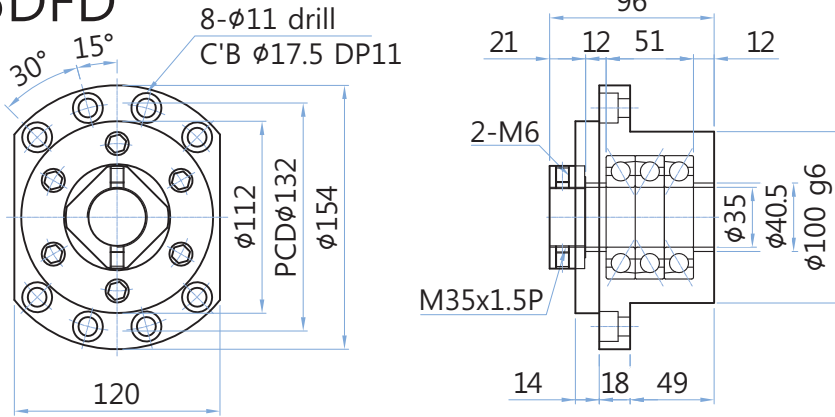
FK30DFT	
사용베어링	7206B
동정격하중	8580 kgf
한계하중	4980 kgf
로크너트	RN30
칼라	C30

FK30DFF



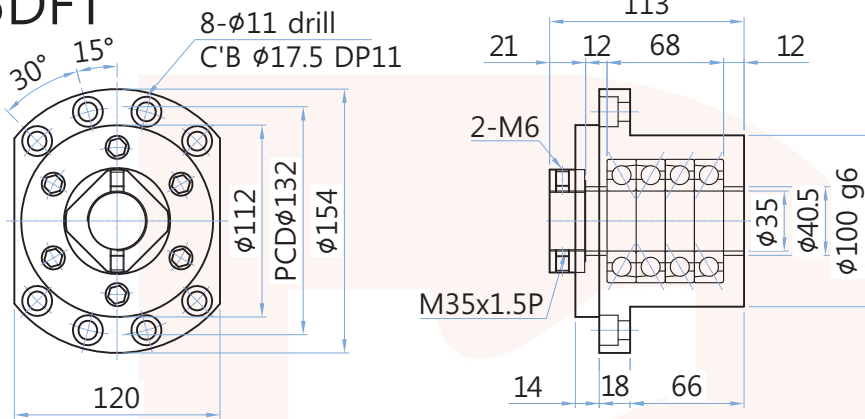
FK30DFF	
사용베어링	7206B
동정격하중	5720 kgf
한계하중	3320 kgf
로크너트	RN30
칼라	C30

FK35DFD



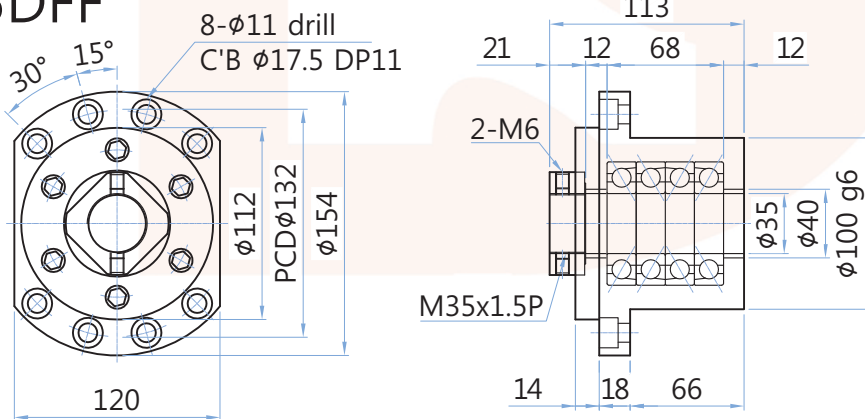
FK35DFD	
사용베어링	7207B
동정격하중	6190 kgf
한계하중	4800 kgf
로크너트	RN35
칼라	C35

FK35DFT



FK35DFT	
사용베어링	7207B
동정격하중	8160 kgf
한계하중	7200 kgf
로크너트	RN35
칼라	C35

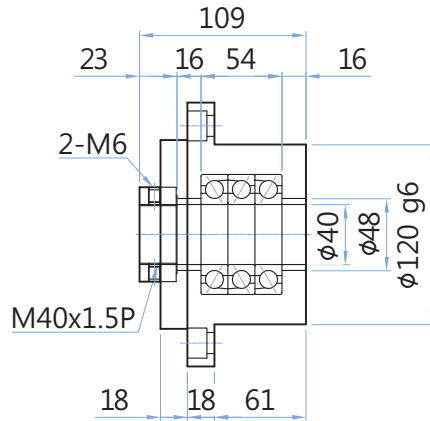
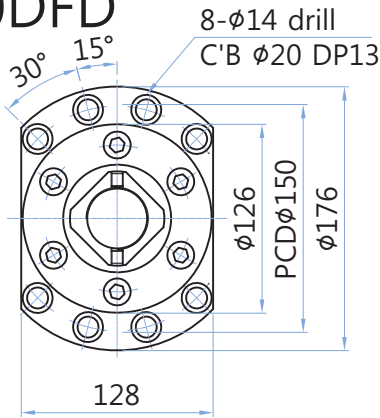
FK35DFF



FK35DFF	
사용베어링	7207B
동정격하중	6190 kgf
한계하중	4800 kgf
로크너트	RN35
칼라	C35

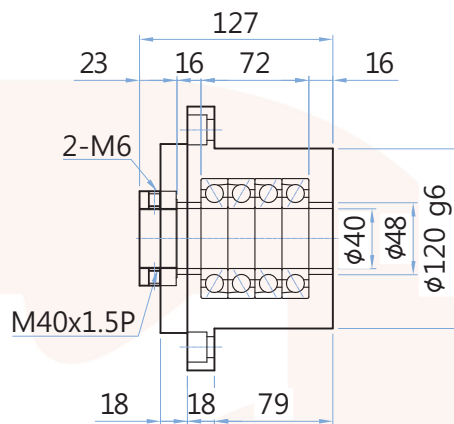
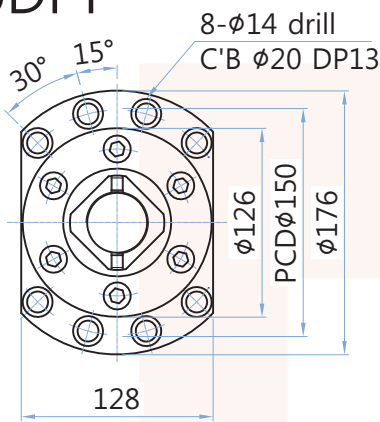
고하중 서포트유니트

FK40DFD



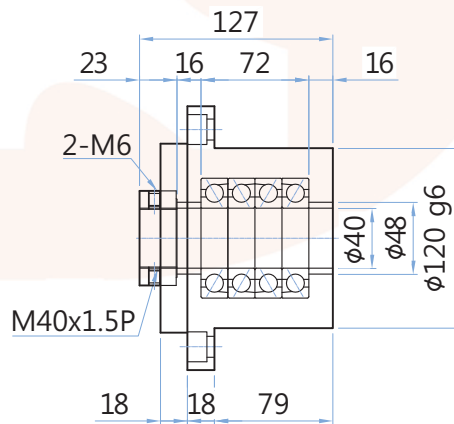
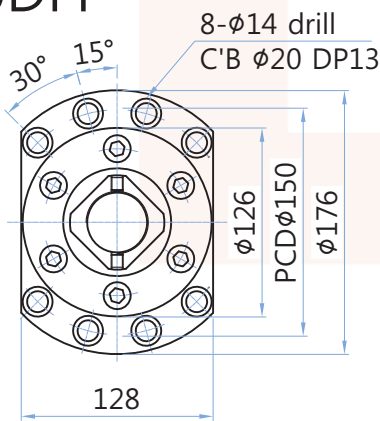
FK40DFD	
사용베어링	7208B
동정격하중	9000 kgf
한계하중	5540 kgf
로크너트	RN40
칼라	C40

FK40DFT



FK40DFT	
사용베어링	7208B
동정격하중	13500 kgf
한계하중	8310 kgf
로크너트	RN40
칼라	C40

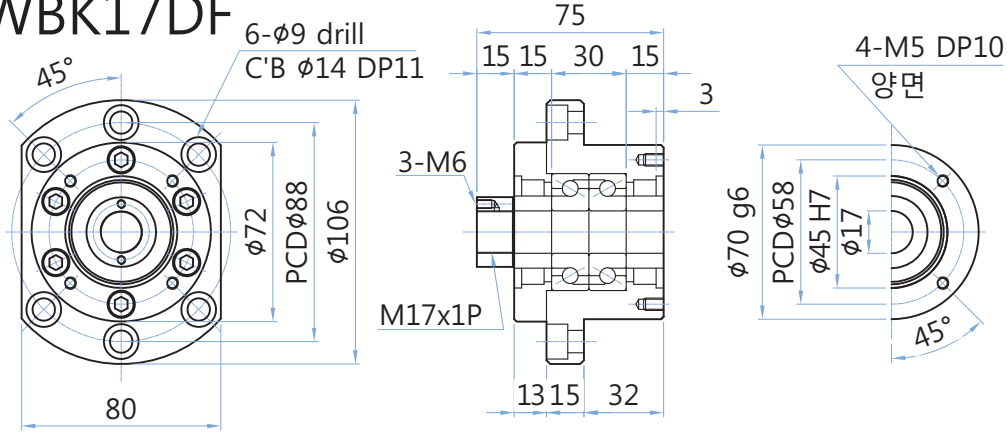
FK40DFF



FK40DFF	
사용베어링	7208B
동정격하중	9000 kgf
한계하중	5540 kgf
로크너트	RN40
칼라	C40

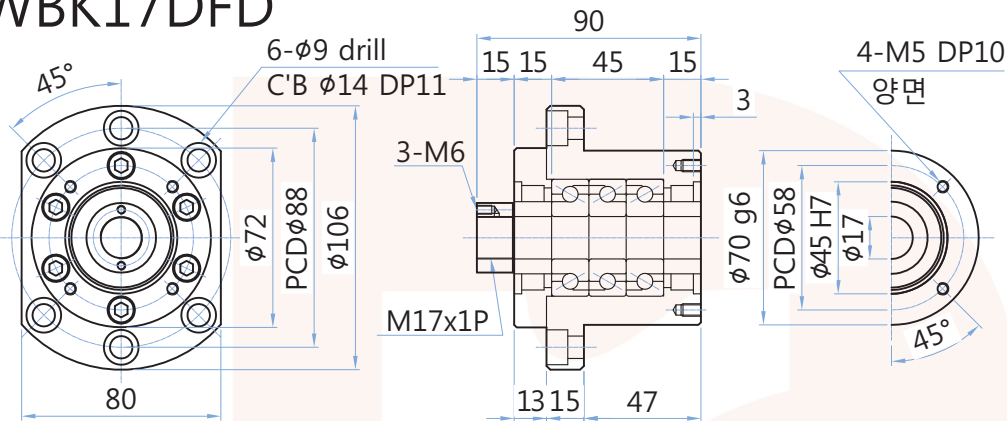
고하중, 고정밀 서포트유닛

WBK17DF



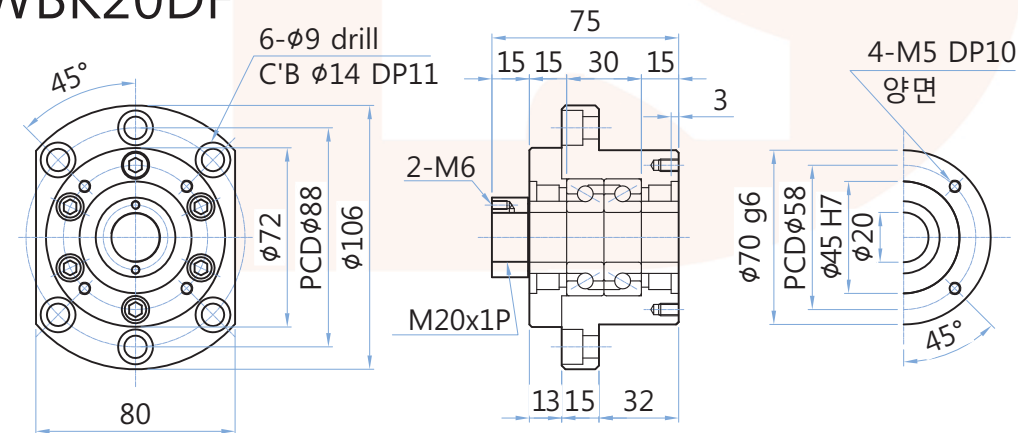
WBK17DF	
사용베어링	17TAC47B
동정격하중	2240 kgf
한계하중	2710 kgf
로크너트	KZMV17
칼라	C17-W

WBK17DFD



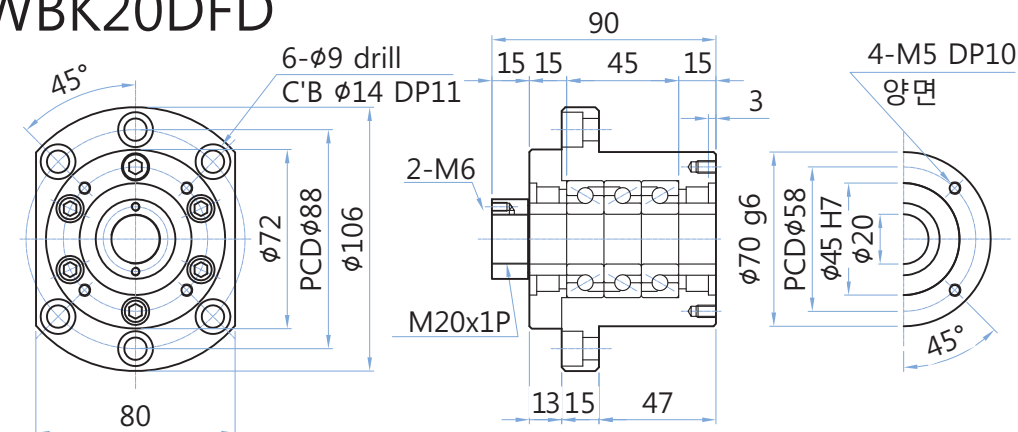
WBK17DFD	
사용베어링	17TAC47B
동정격하중	3571 kgf
한계하중	5400 kgf
로크너트	KZMV17
칼라	C17-W

WBK20DF



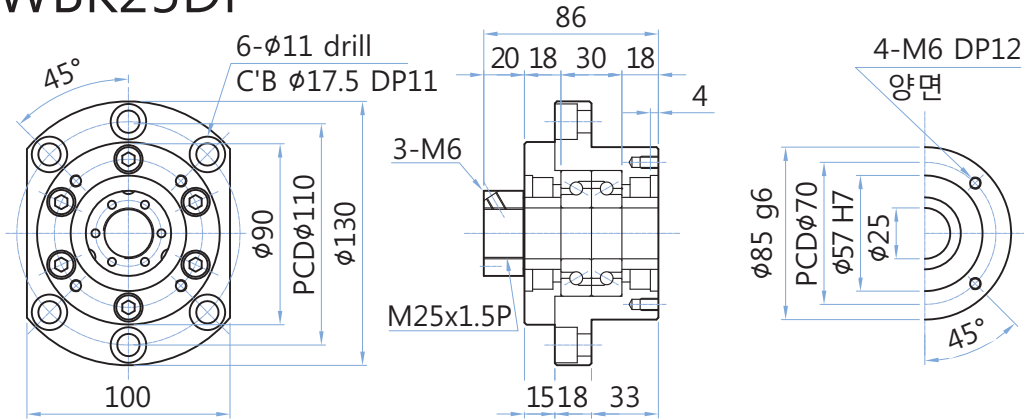
WBK20DF	
사용베어링	20TAC47B
동정격하중	2240 kgf
한계하중	2710 kgf
로크너트	KZMV20
칼라	C20-W

WBK20DFD



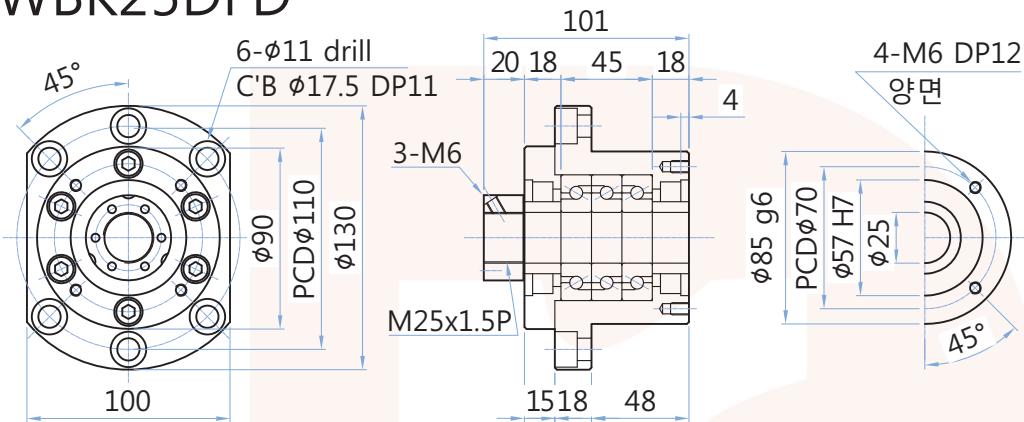
WBK20DFD	
사용베어링	20TAC47B
동정격하중	3571 kgf
한계하중	5400 kgf
로크너트	KZMV20
칼라	C20-W

WBK25DF



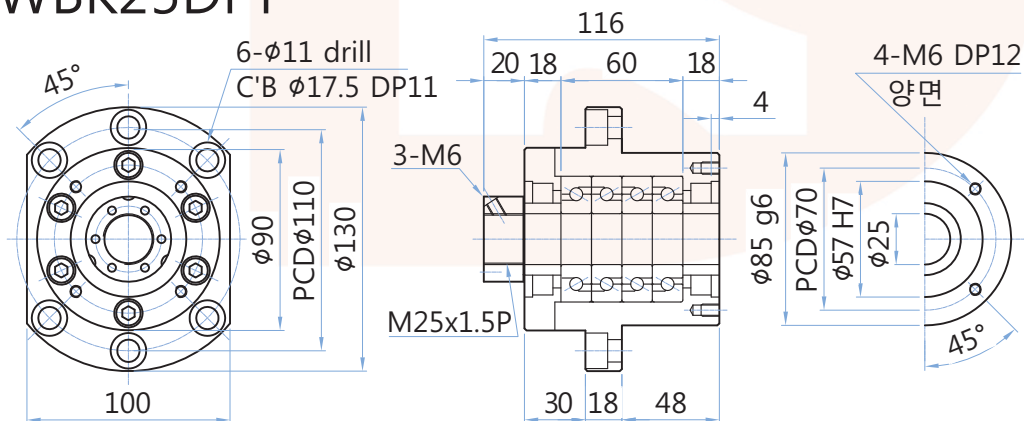
WBK25DF	
사용베어링	25TAC62B
동정격하중	2900 kgf
한계하중	4130 kgf
로크너트	KMTA5
칼라	C25-W

WBK25DFD



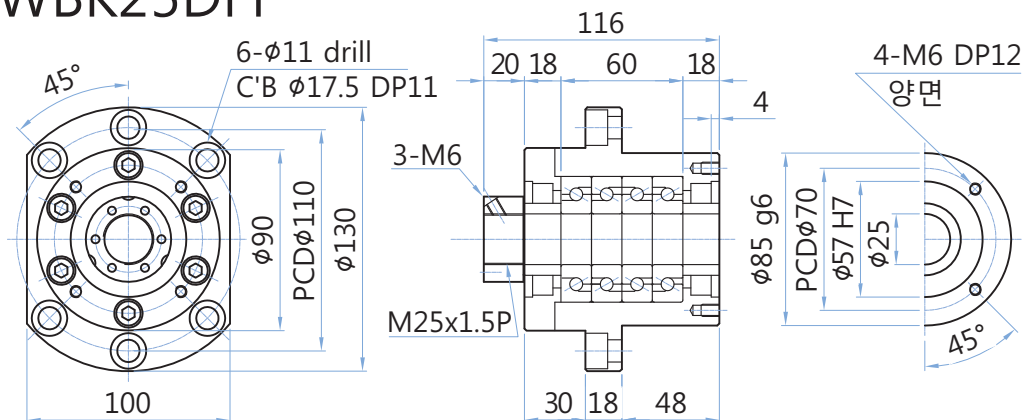
WBK25DFD	
사용베어링	25TAC62B
동정격하중	4740 kgf
한계하중	8310 kgf
로크너트	KMTA5
칼라	C25-W

WBK25DFT



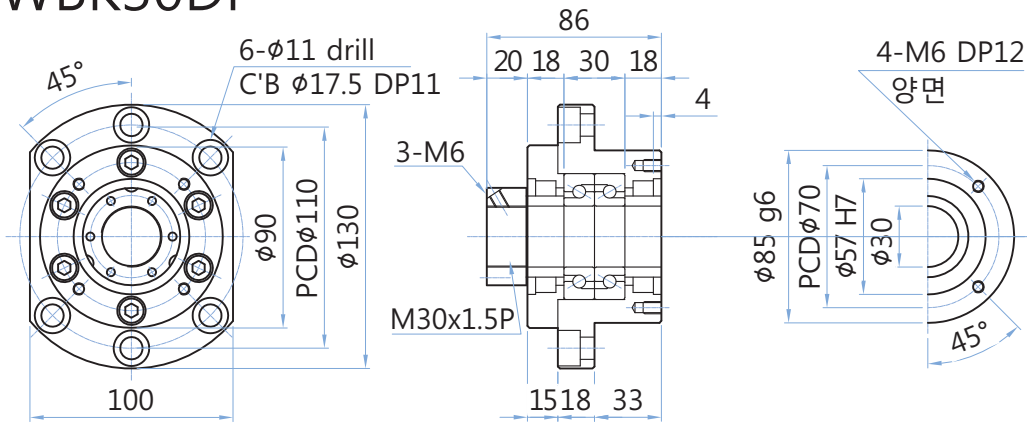
WBK25DFT	
사용베어링	25TAC62B
동정격하중	6275 kgf
한계하중	12440 kgf
로크너트	KMTA5
칼라	C25-W

WBK25DFF



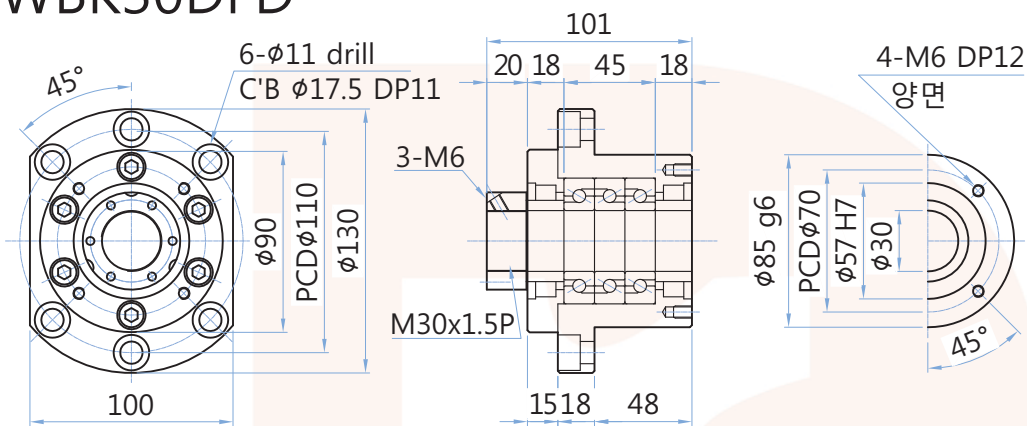
WBK25DFF	
사용베어링	25TAC62B
동정격하중	4740 kgf
한계하중	8310 kgf
로크너트	KMTA5
칼라	C25-W

WBK30DF



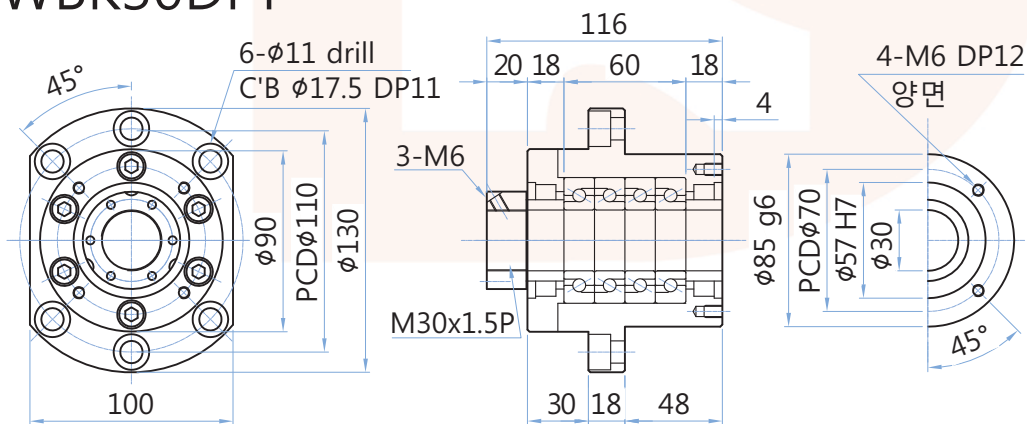
WBK30DF	
사용베어링	30TAC62B
동정격하중	2970 kgf
한계하중	4380 kgf
로크너트	KMTA6
칼라	C30-W

WBK30DFD



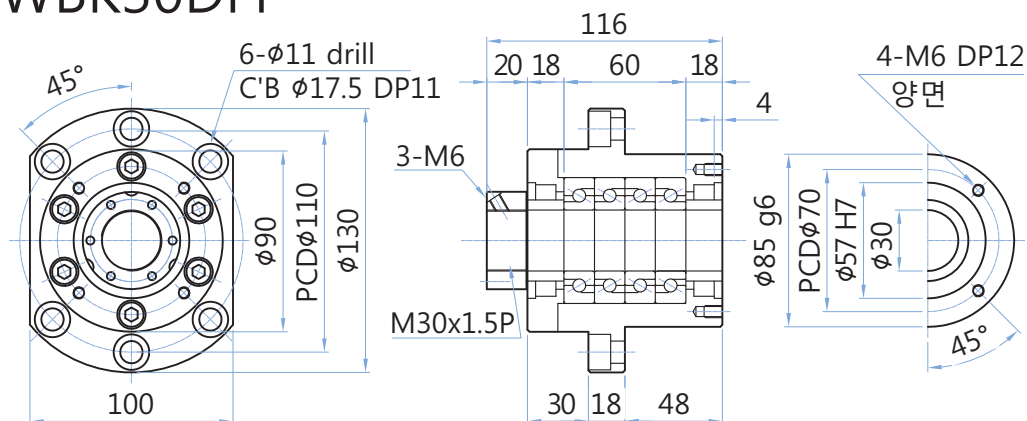
WBK30DFD	
사용베어링	30TAC62B
동정격하중	4840 kgf
한계하중	8770 kgf
로크너트	KMTA6
칼라	C30-W

WBK30DFT



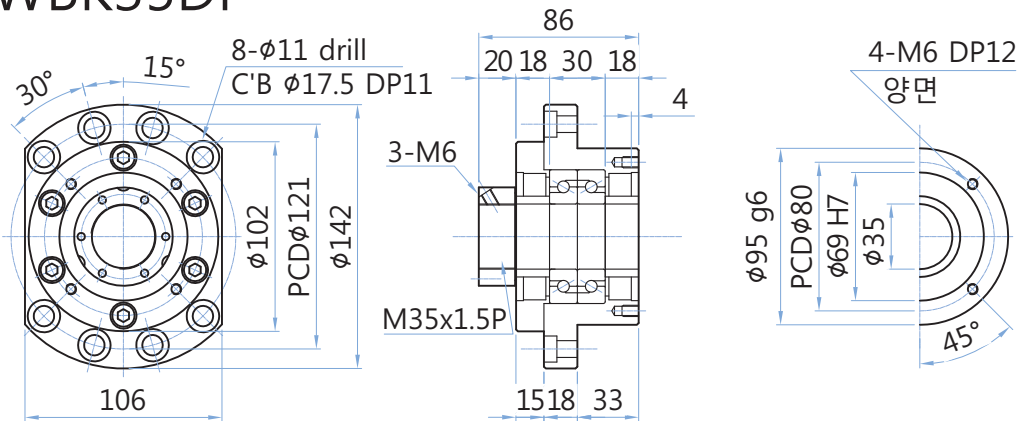
WBK30DFT	
사용베어링	30TAC62B
동정격하중	6420 kgf
한계하중	13160 kgf
로크너트	KMTA6
칼라	C30-W

WBK30DFF



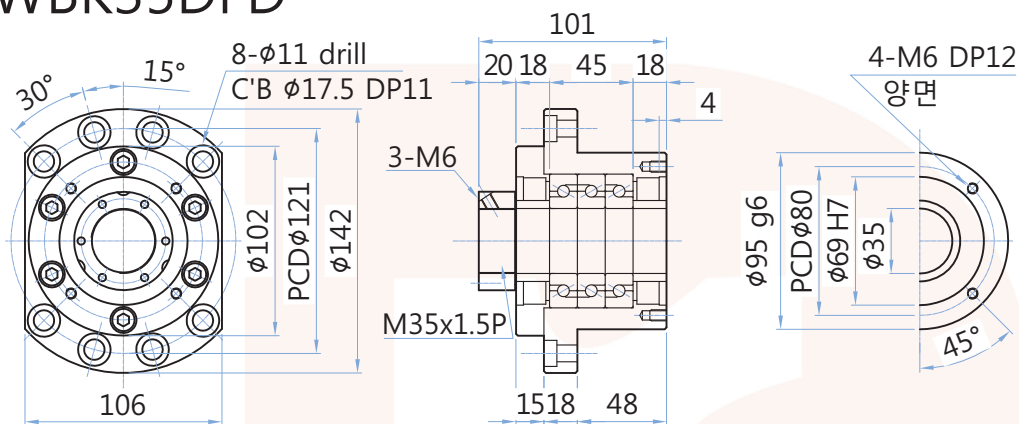
WBK30DFF	
사용베어링	30TAC62B
동정격하중	4840 kgf
한계하중	8770 kgf
로크너트	KMTA6
칼라	C30-W

WBK35DF



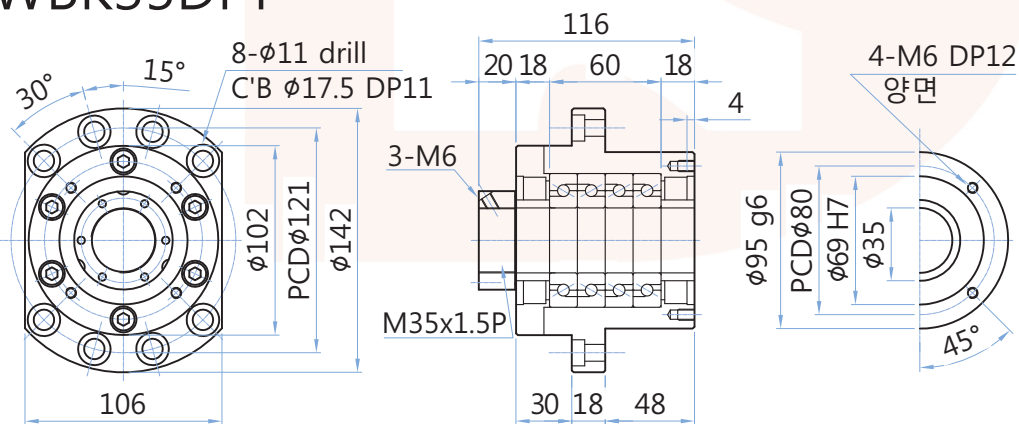
WBK35DF	
사용베어링	35TAC72B
동정격하중	3150 kgf
한계하중	5100 kgf
로크너트	KMTA7
칼라	C35-W

WBK35DFD



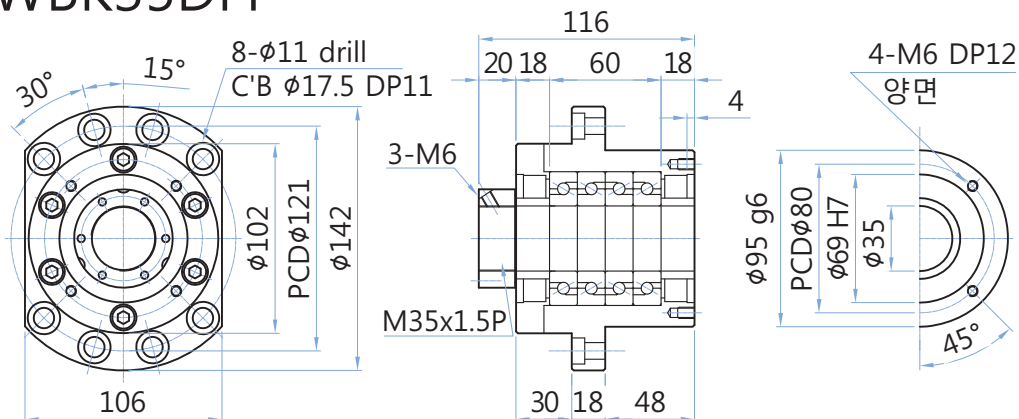
WBK35DFD	
사용베어링	35TAC72B
동정격하중	5150 kgf
한계하중	10200 kgf
로크너트	KMTA7
칼라	C35-W

WBK35DFT



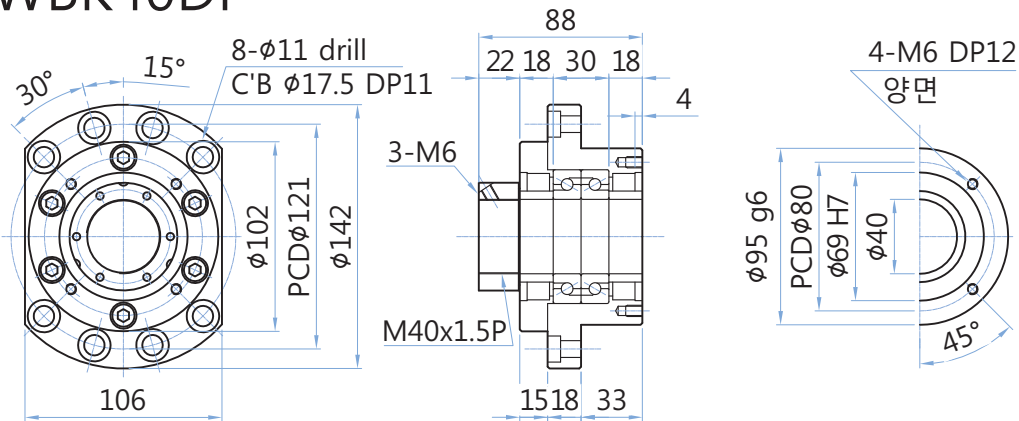
WBK35DFT	
사용베어링	35TAC72B
동정격하중	6850 kgf
한계하중	15300 kgf
로크너트	KMTA7
칼라	C35-W

WBK35DFF



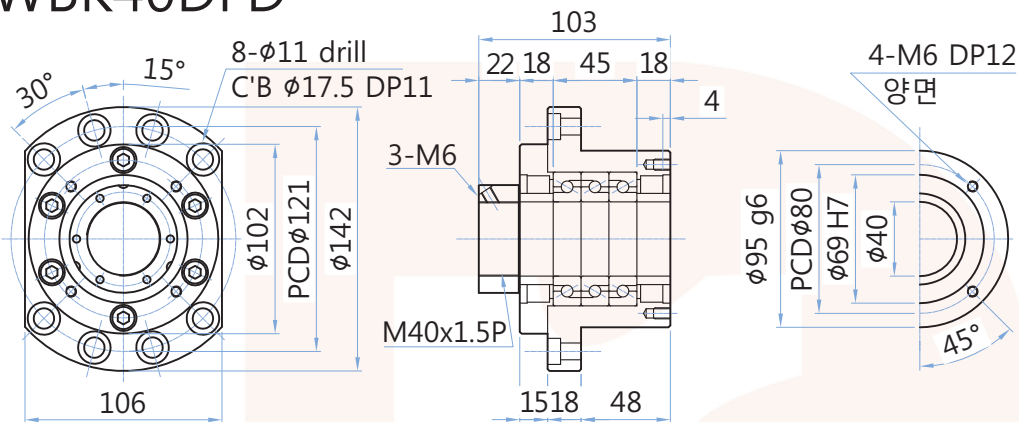
WBK35DFF	
사용베어링	35TAC72B
동정격하중	5150 kgf
한계하중	10200 kgf
로크너트	KMTA7
칼라	C35-W

WBK40DF



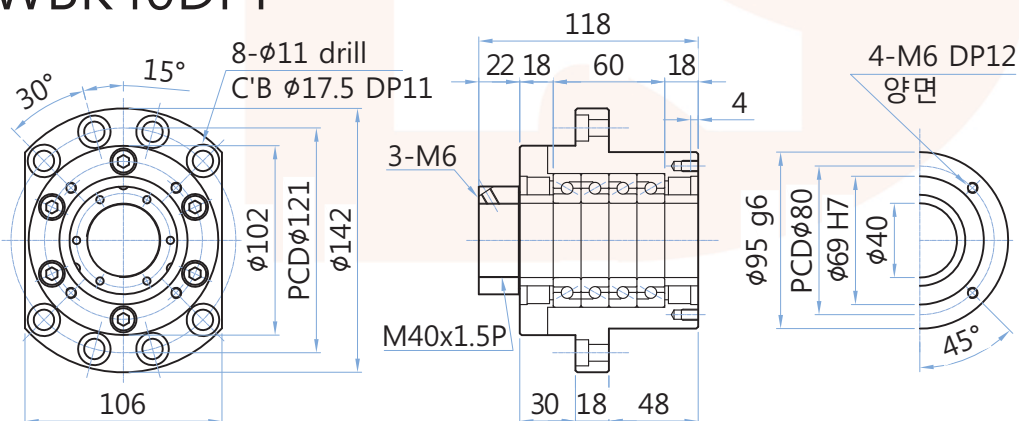
WBK40DF	
사용베어링	40TAC72B
동정격하중	3250 kgf
한계하중	5300 kgf
로크너트	KMTA8
칼라	C40-W

WBK40DFD



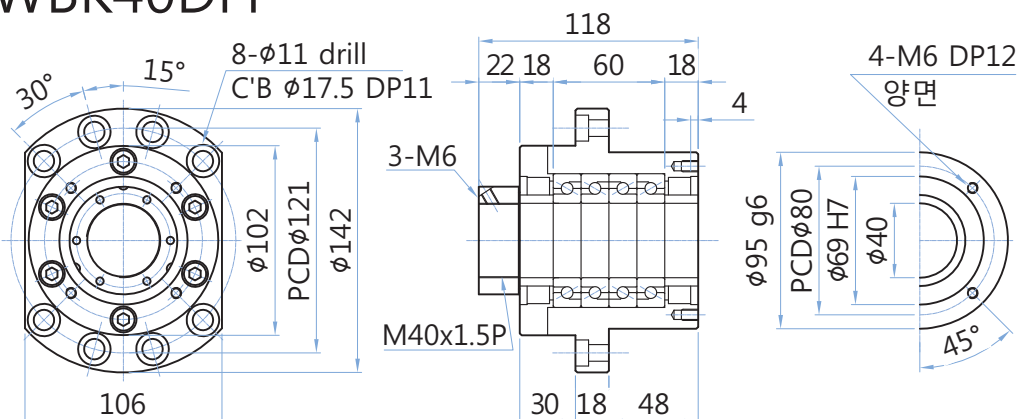
WBK40DFD	
사용베어링	40TAC72B
동정격하중	5250 kgf
한계하중	10600 kgf
로크너트	KMTA8
칼라	C40-W

WBK40DFT



WBK40DFT	
사용베어링	40TAC72B
동정격하중	7000 kgf
한계하중	16000 kgf
로크너트	KMTA8
칼라	C40-W

WBK40DFF



WBK40DFF	
사용베어링	40TAC72B
동정격하중	5250 kgf
한계하중	10600 kgf
로크너트	KMTA8
칼라	C40-W